





# EZ™ POUR 5-PLY Concrete Form



- Limited performance in cut-up applications (up to 2 pours max)
- Reduced alkalinity resistance (vs. performance based MDO panels) - not intended for aggressive mixes
- Not recommended for "deck" applications for 23/32" 5-ply construction
- Potential for overlay blistering due to the lower grade substrate
- Matte finish for coated concrete



**Swanson Group® provides the highest proven performance in conform panel solutions.** Customers recognize our exceptional history of performance, exhibited in our panel solutions, including the first HDO/MDO "combi" panels in North America. Swanson works directly with customers to establish relationships based upon market needs, panel design properties, overlay technologies, and application experience. We are now enhancing our capability to provide superior panel performance. **Swanson is manufacturing in a new state-of-the-art facility which is the most sophisticated overlay panel facility in North America.**

### Product Description:

EZ™ Pour is a utility (limited use), Medium Density Overlaid plywood for matte finishes with release coating factory applied.

### Panel Construction/Moisture Resistance:


EZ™ Pour MDO is produced with Douglas Fir faces and Hemlock/Whitewood (Grp 2) D Grade inner plies. It is manufactured with a 1 Step layup, has a waterproof glue bond and meets APA PS 1-09. All Swanson products are made in the USA.

### Working Faces/Treatment:

- EZ™ Pour is available with 1 working face only.
- Gloss level of Concrete Surface: Matte
- Wood Grain Transfer to Concrete Surface: Moderate to heavy
- Wood Defect Transfer to Concrete: Moderate to heavy
- Sugaring: None
- Maintenance: Occasional

### Working Edges/Treatment:

- Factory sawn and sealed with special, gray, Styrene Acrylic sealer.
- Seal all exposed wood (edges and holes) with Edge-Flex 645 by Nox-Crete, Swanson Form Seal by Willamette Valley Co. or equivalent to prevent concrete staining from the wood sugars.



The Abrasion and Chemical Resistance Test reflects the expected panel life in the field. The higher the index number, the more resistant to alkalinity/abrasion.

### Structural/load Performance Summary

EZ™ Pour is available in the equivalent of Group 2 only. Allowable pressure  $\ell/270$  23/32" @ 12" OC (face gain across supports):

- Class 1: 784 psf

### Typical Pour Ranges:

- Engineered systems: Not Recommended
- Gang forms: Not Recommended
- Job built: Up to 2 pours
- Pour ranges are not guaranteed because the number of pours will vary due to jobsite handling and panel maintenance, vertical or horizontal use, form release agent, concrete mix design/strength, alkalinity, pour rate and other factors.

### Release Coating:

- Release agent: Factory treated with Nox-crete Form Coating
- Coating required: light, before first and subsequent pour.
- Recommended release agent: Nox-Crete Form Coating (oil based and inherently biodegradable), Bio-Nox (water based and readily biodegradable) or equivalent.
- Special applications or use requirements may dictate the need for alternative release agents. Contact Swanson Group Sales, Nox-Crete or alternative manufacturer for more information.

### Limitations:

Do not exceed design limitations imposed by the load span table (CD GRP2). Conform to concrete form design procedures based on American Con-crete Institute (ACI) standard 347-04.

### Thicknesses & Sizes:

EZ™ Pour is available in: 23/32" 5-ply. Standard panel size is 4' X 8'.

### Technical Data Applicable Standards

All panels are manufactured by Swanson Group® per product standard PS1-09. This standard is available at [www.apawood.org](http://www.apawood.org).

Physical Properties	23/32"
Check Resistance – APA Test #6	3.0mm
Moisture Resistance (cobb) 8-hour Soak	6.88 g/sq. ft.
Alkalinity Resistance After Chemical Exposure D/T	45
Formaldehyde Level ASTM E-1333	0.01 parts/million

Panel Tolerances	23/32"
Thickness Tolerance	+/- 1/32" (.031")
Length & Width Tolerance	+0, -1/16" (.062")
Squareness	1/16" (.062")
Straightness	1/16" (.062")

Note: All tolerances and specifications apply at the time of manufacture.  
Note: Product averages vary for individual thicknesses. Consult sales or technical offices for exact properties.

## Standard Packaging:

Thickness	EZ™ Pour 1 Face, Fir Back Average Weight* lbs./Panel	Pieces per Unit
23/32"	66.6	44

\*Average product weights may vary +/- 10%

## Product Grade

Standard product is shipped on grade only. Shipments of shop may be available.

## Stress and Load Span Tables

These load span tables simulate actual wet form conditions Dry load span values are overstated and should not be used. Canadian (COFI) design values for Douglas Fir are 25% higher than APA.

**Load Span Tables:** Tables 1 and 2 are based on APA and PS-1 criteria.

Struct 1 LOAD SPAN TABLES – WET CONDITIONS Recommended Maximum PSF on CD GRP2 Panels		
Table 1: Face Grain <i>Perpendicular</i> to Supports <sup>1</sup>		
Support Spacing	23/32" 5-ply	
(in.)	ℓ/360	ℓ/270
8"	1,264	1,264
12"	784	784
16"	380	440
19.2"	236	308
24"	64	84
Table 2: Face Grain <i>Parallel</i> to Supports <sup>1</sup>		
Support Spacing	23/32" 5-ply	
(in.)	ℓ/360	ℓ/270
8"	728	728
12"	380	408
16"	164	216
19.2"	116	128
24"		

Notes: <sup>1</sup>Plywood continuous across two or more spans  
These are total loads (weight of panel should be considered in horizontal applications) DOL (Duration of Load) 1.25 and Experience factor of 1.30 used in load tables.

**Form Panel Thickness:** For more detailed design information, refer to APA publication "Design/Construction Guide: Concrete Forming V345" and to American Concrete Institute publication "Formwork for Concrete."

**Edge Support:** In high moisture/sustained load conditions, edges may have a greater deflection than the panel center and may exceed calculated deflection.

**Suitability for Use and Warranty:** Nothing herein constitutes a warranty express or implied, including any warranty of merchantability or fitness for use, nor is protection from any law or patent to be inferred. The exclusive remedy for all claims is replacement of materials. Contact the sales office for a copy of the complete Swanson Terms and Conditions of Sale.

## Warehouse Storage and Handling

- Store in a dry, clean, well-ventilated area indoors
- Avoid temperatures and moisture extremes. Allow panels to equalize for 72 hours or more before use
- Pieces must not be stored in contact with the ground
- Limit the stacking height to four or five units. Separate units with clean, dry spacers of uniform thickness, aligned carefully. Use three spacers for panels 8' long, four or five spacers for longer panels.

## Jobsite Care and Handling

1. **Product preparation:** Swanson EZ™ Pour panels are factory release coated. Lightly coat panels prior to first use and subsequent use with Nox-Crete Form Coating or Bio-Nox equivalent.
2. **Pouring and Vibrating:** Follow the rate of pour to reduce excessive pressure that can cause panel damage. Use rubber tipped vibrators and exercise care not to damage form faces.
3. **Stripping:** Prolong panel life with proper stripping and handling. Use wood wedges, rather than metal bars or pries, to separate the form from the concrete. Form panels must be lowered, not thrown or dropped, to avoid face and edge damage.

4. **Cleaning:** Storage and edge sealing—Clean panels after each use, employing burlap or flat, non-scratching tools such as plastic or wood scrapers. Reseal cut edges or exposed wood at holes or openings with two coats of a styrene acrylic sealer. Stack panels flat and remove fasteners to prevent damage and warping. Store panels in a protected area and avoid direct sunlight.
5. **Surface Repairs:** Remove form release agent, concrete & loose wood/overlay debris. Sand the damaged surface with coarse (80 grit) disc or paper. For architectural concrete, use fine (120 grit) for the damaged perimeter area. Clean all sanding debris from the repair area. Apply: W.R. Meadows - Rezi-Weld Gel Paste State, Euclid - Euco #620 Gel Epoxy System, or Sika - Sikadur AnchorFix. Use the Rezi-Weld Gel Paste State when the air temp is above 60° F, or the Euco #620 Gel or Sikadur AnchorFix-4 when the air temp is above 33° F. Scrape off the excess repair material using a putty knife. Allow repair material to cure for 24 hours (48 hours in cold weather) before sanding, then feather sand the area.

## Environmental Impact

- Swanson Group uses process by-products to produce energy
- Swanson products are renewable, biodegradable and recyclable

**Warnings:** This product contains 0.03 parts/million of residual formaldehyde from manufacturing. This product will generate wood dust from sawing, sanding, or shaping. Material safety data sheets are available on Swanson's website at [www.swansongroup.biz](http://www.swansongroup.biz) and upon request.

Structural panels (PS-1) are exempt from California Air Resources Board regulations, however, this product is below CARB limits for all uses.

**There's more than one reason Swanson Group® is #1 in the concrete forming industry. Find out more at [www.swansongroup.biz](http://www.swansongroup.biz)**



**Swanson Group Sales** Toll Free: 800-331-0831  
1651 S F. Street Local: 541-832-1121  
Springfield, OR 97477 Fax: 541-832-1139  
Email: [overlays@swansongroup.biz](mailto:overlays@swansongroup.biz) [www.swansongroup.biz](http://www.swansongroup.biz)



Swanson Group® is a registered trademarks of Swanson Group.  
Specifications subject to change without notice.  
Effective: 6/2018